




Product Features

- A patented design which provides easy installation and plumbing from one side of the glass.
- Slim profile design with options to complement various architectural styles and fixing situations.
- Suitable for both internal and external applications of Balustrades & Pool Fences.
- Manufactured from long-life 2250 Duplex Stainless to withstand coastal conditions.
- Available in polished and satin finishes.
- Cover plates conceal fixings and provide a smart finish.
- MP12, MP13, MP14 and MP15 suit 12mm to 17.52mm glass and featured a patented tilt-lock which allows the simplest adjustments of any minipost available.
- MP10 has a fixed clamping plate with an oval base and suits 12mm toughened safety glass only.

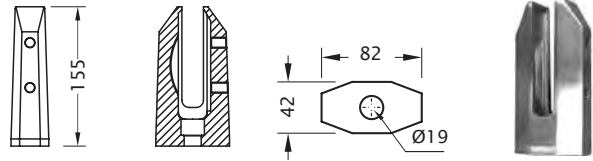


For specific fixing detail please refer to Technical section of our website.

ClearVista Mini Posts

ClearVista Minipost - Centrally Fixed, Tilt Lock

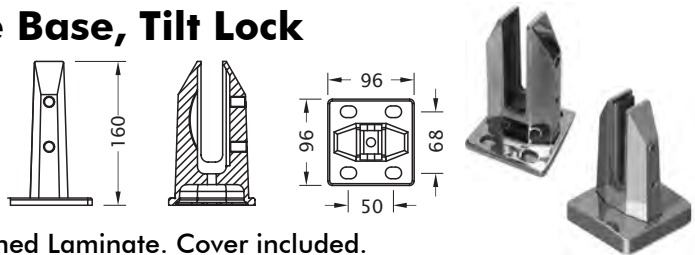
Product Code	Description	Finish
MP14PS	Minipost, Centrally Fixed	PS
MP14SS	Minipost, Centrally Fixed	SS



Note: Suits 12 to 17.52mm Toughened & Toughened Laminate.

ClearVista Minipost - Square Base, Tilt Lock

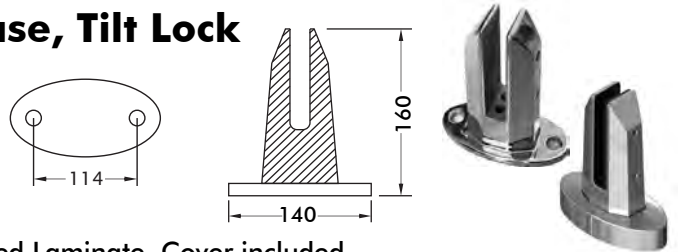
Product Code	Description	Finish
MP12PS	Minipost, Square Base	PS
MP12SS	Minipost, Square Base	SS



Note: Suits 12 to 17.52mm Toughened & Toughened Laminate. Cover included.

ClearVista Minipost - Oval Base, Tilt Lock

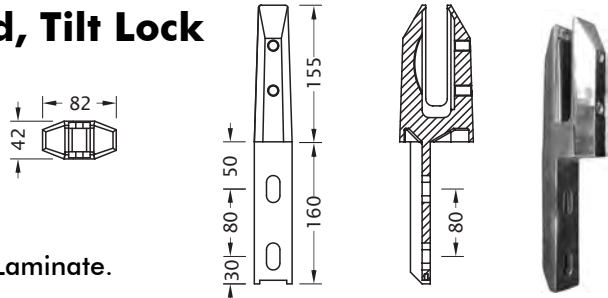
Product Code	Description	Finish
MP15PS	Minipost, Oval Base	PS
MP15SS	Minipost, Oval Base	SS



Note: Suits 12 to 17.52mm Toughened & Toughened Laminate. Cover included.

ClearVista Minipost - Face Fixed, Tilt Lock

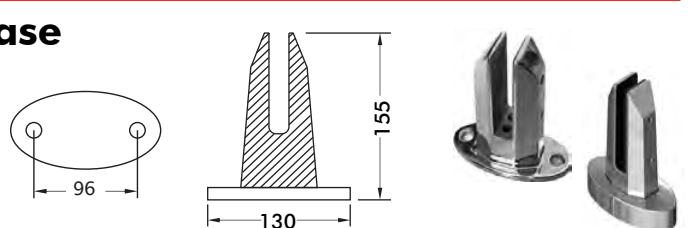
Product Code	Description	Finish
MP13PS	Minipost, Face Fixed	PS
MP13SS	Minipost, Face Fixed	SS



Note: Suits 12 to 17.52mm Toughened & Toughened Laminate.

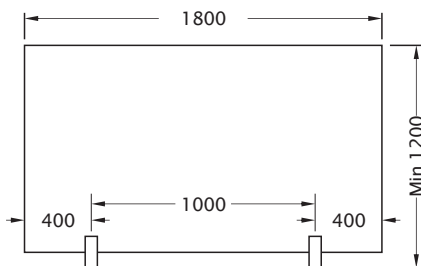
ClearVista Minipost - Oval Base

Product Code	Description	Finish
MP10PS	Minipost, Oval Base	PS
MP10SS	Minipost, Oval Base	SS

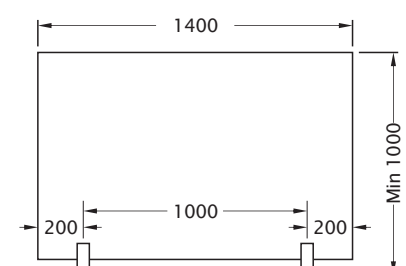


Note: Suits 12mm Toughened. Fixed Clamping Plate. Cover included.

Pool Fence Typical Layout



Balustrade Typical Layout



Note: Refer to Technical section on web for max. spans and fixing detail.